

Placebo-driven clinical trials of yeast-derived β -(1,3) glucan in children with chronic respiratory problems

Vaclav Vetvicka¹, Josef Richter², Vladimír Svozil³, Lucie Rajnohová Dobiášová², Vlastimil Král²

¹University of Louisville, Department of Pathology, Louisville, KY, USA; ²Zdravotní ústav se sídlem v Ústí nad Labem, Czech Republic; ³Sanatorium EDEL, Zlaté Hory, Czech Republic

All authors contributed equally.

Corresponding to: Dr. Vaclav Vetvicka, University of Louisville, Department of Pathology, 511 S. Floyd, Louisville, KY 40202, USA. Email: vaclav.vetvicka@louisville.edu.

Background: The role of glucan in stimulation of immune reactions has been studied for several decades. In this report we focused on the effects of orally administered glucan in children with chronic respiratory problems.

Materials and methods: We measured the levels of albumin, lysozyme and CRP in saliva of 40 children aged 8-12 years and evaluate the effects of 100 mg/d oral dose of glucan.

Results: We found a significant increase in production of changes in production of lysozyme and CRP in glucan-treated children. In addition, a strong improvement in general conditions was found.

Conclusions: Short-term oral application of natural immunomodulator β -glucan stimulated mucosal immunity of children with chronic respiratory problems.

Key Words: Glucan; children; mucosal immunity; lysozyme; saliva

Submitted Jun 08, 2013. Accepted for publication Jul 01, 2013.

doi: 10.3978/j.issn.2305-5839.2013.07.01

Introduction

Forty years ago, β -glucans were first described as biological response modifiers (BRM) that could stimulate tumor rejection in mice. As with many other BRM, they were classified as "non-specific" because their molecular target(s) were unknown and their effects appeared to be pleiotropic and unpredictable. Nevertheless, there is extensive literature regarding the activity of β -glucans in animal tumor models (1) and, for the past 30 years, Japan has used several forms of mushroom-derived β -glucan in cancer patients (2).

Our research has shown that CR3 serves as a major receptor for β -glucans with human or mouse leukocytes and is probably responsible for all reported functions of β -glucans. Unlike other non-specific BRM, β -glucan specifically targets macrophages, neutrophils, and NK cells to tumors that are opsonized with antibodies and C3 (3). Therefore, β -glucan has the same specificity as the tumor-opsonizing antibodies. This research, in particular, has

shown the therapeutic value in mice of small β -glucans that bind to CR3 and prime the receptor for subsequent cytotoxic activation if, and only if, membrane CR3 is subsequently clustered by contact with the clustered iC3b coating a tumor cell. Several studies have shown the safety of β -glucans and the absence of side effects.

The targets for β -glucan-primed CR3 include any iC3b-opsonized host cell or microbial pathogen. Tumors appear to be frequently opsonized with IgM and/or IgG Abs and iC3b as the result of an ineffective humoral response and enhancement could occur with either vaccines or mAbs to tumor antigens. Cells infected with viruses or intracellular bacteria also often activate C, either because they have become activators of the alternative pathway or through Abs that activate the classical pathway of C. The common feature of target cell bound iC3b appears to explain the wide range of diseases that have been reported to respond to therapy with β -glucans (4,5).

Our data on mice have shown that resistance to β -glucan therapy corresponds to the absence of tumor cell-bound C3 and that the success of β -glucan therapy can be assured by antibodies to tumor antigens that enhance the target cell density of bound antibodies and C3 (6). Normal human and mouse sera contain low levels of Abs reactive with syngeneic or allogeneic tumor lines that activate complement, depositing iC3b onto tumors. Tumors implanted in mice became coated with IgM, IgG, and C3 and the absent C3 deposition on tumors in SCID mice was reconstituted with IgM or IgG isolated from normal syngeneic sera.

Rodent studies indicate that glucan supplements offset the increased risk of infection, either with or without stress association, mostly via augmentation of immunological activities, including cellular immunity (7). The defensive mechanisms of the lungs involve surface fluids (such as mucous and other material contained in the surface lining of the lungs; epithelial resources including cilia and mucous glands and alveolar macrophages; and immunocytologic reserves including the blood leukocytes and various immunoglobulins. Glucans were found effective in most of these cases (8,9), but the effects on mucosal immunity, thus far, have not been studied. At the same time, respiratory infections, particularly upper respiratory infections, are the highest-incidence acute illnesses in the developed world. According to the estimates, in the United States alone, the average adult has 2-to-4 colds per year and the average schoolchild 6-to-10 (10). Although patients with complications, such as bronchospasm or otitis media may benefit from antibiotic or inhaler treatment, medical science has little to offer for uncomplicated infections. Nevertheless, antibiotics are commonly prescribed, despite the well-established knowledge of little benefit. Clearly, there is a need for effective, safe, and inexpensive treatment of chronic respiratory problems. β -Glucan can be just the right solution.

Materials and methods

Protocol

A randomized, double-blind, placebo-controlled trial compared β -glucan #300 and placebo in children. Forty children (24 females, 16 males, age 8-12, average 10.7 ± 2.3) from the sanatorium for respiratory diseases EDEL were enrolled in 4-week trial. The entire trial was conducted at the Sanatorium EDEL (Zlate Hory, Czech Republic) and the study was approved by the Ethics committee of the Public Health Institute and Sanatorium EDEL. Czech

Republic. This study was performed in agreement with Helsinki declaration (revised version 2000.09.01) and in full agreement of rules for clinical testing for the Czech Republic. Parental consent was given in all cases.

Subjects were randomly assigned to groups which were blinded to intervention. During the intervention period, subject consumed 100 mg/d of β -glucan or placebo. Both glucan and placebo capsules looked identical. Subjects were routinely evaluated by the medical staff.

Glucan

Yeast-derived insoluble glucan #300 were purchased from Transfer Point (Columbia, SC), this glucan is over 85% pure.

Tests

In all subjects we obtained saliva at the beginning of the study and at the endpoint of their stay in Sanatorium. We used identical times (between 8 and 9 AM) for sampling, so the possible influence of circadian rhythms could be eliminated.

Saliva was collected using a commercial Salivette device (Sarstead, Orsay, France). A cotton swab was added into a sterile container and centrifuged at 2,000 g for 15 minutes and stored at -20°C . We measured the levels of albumin, and C-reactive protein (CRP) in saliva using nephelometer Siemens BM II as suggested by the manufacturer. Lysozyme was measured using photometer Dynex MRX (The Microtiter Comp.) using egg lysozyme as a standard.

Statistical analysis

Statistical significance was evaluated by a pair t-test using a GraphPad Prism 502 software (GraphPad Software, USA).

Results

All children participating in our study are living at the same locality at Northern Moravia, which is known for its extremely high level of pollution. Only children diagnosed with repeated upper airways infections, chronic bronchitis, allergies or asthma were used in this study.

All subjects were given identical food and were identically treated using climatotherapy and speleotherapy. In addition, the full medical examination was given at the beginning and at the end of the trial.

Table 1 Mean concentration of C-reactive protein, albumin and lysozyme in saliva of children at baseline (day 1) and after completion of oral administration of glucan (day 30)

	GL 1 (n=21)	GL 2 (n=21)	C 1 (n=19)	C 2 (n=19)
CRP (mg/L)	2.04±3.09	5.75±2.34	4.47±3.31	4.47±2.82
ALBUMIN (mg/L)	95.5±3.4	63.1±2.5	100.0±2.45	60.3±2.7
LYSOZYME (mg/L)	16.2±3.2	24.6±3.2	13.5±3.8	7.6±2.6

GL 1 represents glucan group at day 1; GL 2 at day 30. C 1 represents control (placebo) group at day 1; C 2 at day 30

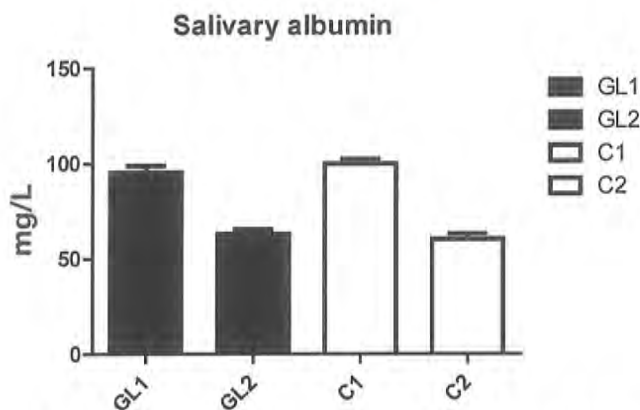


Figure 1 Effects of 4-week oral administration of glucan (100 mg/day) on albumin levels in saliva. GL 1 represents glucan group at day 1; GL 2 at day 30. C 1 represents control (placebo) group at day 1; C 2 at day 30. Significant at $P < 0.05$ between groups

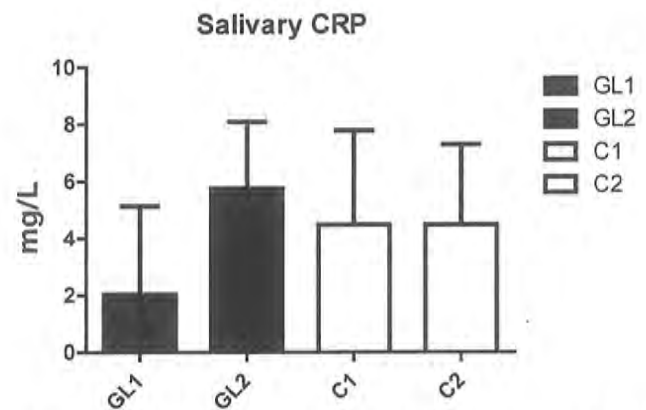


Figure 2 Effects of 4-week oral administration of glucan (100 mg/day) on CRP levels in saliva. GL 1 represents glucan group at day 1; GL 2 at day 30. C 1 represents control (placebo) group at day 1; C 2 at day 30. Significant at $P < 0.05$ between groups

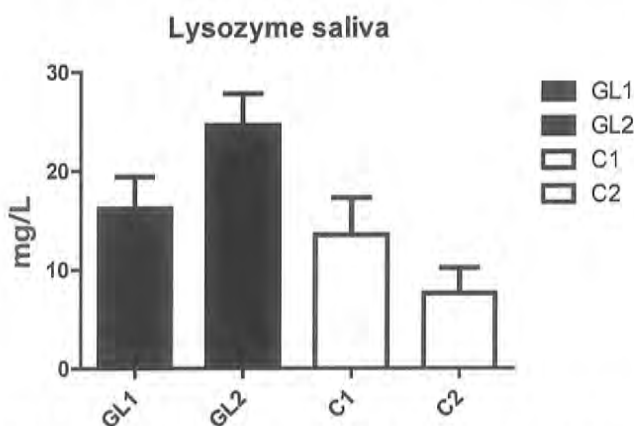


Figure 3 Effects of 4-week oral administration of glucan (100 mg/day) on lysozyme levels in saliva. GL 1 represents glucan group at day 1; GL 2 at day 30. C 1 represents control (placebo) group at day 1; C 2 at day 30. Significant at $P < 0.05$ between groups

The level of albumin in saliva at the beginning of the trial was elevated in both groups, which corresponds to the

actual clinical state of children living in heavily polluted areas. A month of treatment resulted in significant decrease of albumin levels in both groups (Table 1, Figure 1).

With respect to CRP, the levels did not significantly change during the study (Figure 2). However, the changes in lysozyme levels were very strong. In the glucan group, we observed significant increase (from 13.2 to 24.6 mg/L), whereas control group showed significant decrease (from 13.5 to 7.6 mg/mL; Figure 3).

Discussion

β -Glucan used in this study is one of the most studied glucans on the current market. Series of studies showed that it stimulates the cellular and humoral branches of immune system (11), protects against mercury poisoning (12), positively influences levels of cholesterol and blood sugar (13), inhibits cancer growth (14), and potentiates wound healing (15,16). In addition, these effects were similarly profound when administered orally or intraperitoneally (17).

157 This is the first placebo-driven clinical study to assess
 158 the effects of orally-administered glucan in children with
 159 chronic respiratory problems. As glucan can influence levels
 160 of secretory proteins in saliva (18), we decided to test the
 161 effects of orally-administered glucan on changes in some
 162 immunologically important proteins in saliva.

163 Albumin is a known indicator of inflammation (19), as
 164 albumin levels in saliva and other body fluids correspond to
 165 the degree of inflammation of mucose and are influenced by
 166 diffusion from capillary bed (20). Sanatorium for respiratory
 167 diseases is localized in area of extremely low pollution.
 168 As inflammation influenced by infection, environmental
 169 pollution and/or passive smoking increases diffusion of
 170 albumin into saliva (21,22), decrease in albumin levels in
 171 both tested groups corresponds with positive changes in
 172 atmospheric pollution during the tested interval. Another
 173 positive factor is the ending the influence of passive
 174 smoking (over 40% of children evaluated in this study was
 175 exposed to passive smoking by their parents).

176 Our findings of levels of C-reactive proteins in children's
 177 saliva showed no significant results even after a month
 178 of treatment, with only slight increase in children with
 179 manifestation of infection of upper respiratory tract. We
 180 expect that higher levels of CRP at the beginning of the
 181 trial is influenced by passive smoking (21,23). Steady CRP
 182 levels suggest minimal effects of stress reaction and monitor
 183 positive effects of climatotherapy and speleotherapy in
 184 tested children (24).

185 The most important response to tested glucan was
 186 found in lysozyme levels. Monocytes are the source of
 187 lysozyme in saliva. Lysozyme represents an important
 188 component of innate non-immunoglobulin immunity with
 189 antimicrobial properties, ability to inhibit bacterial growth
 190 and metabolism (25). In addition, salivary levels of lysozyme
 191 can be influence by stress (26,27). However, glucan has been
 192 found to strongly increase the lysozyme production (28) on
 193 both protein and genomic level (29).

194 Salivary defense factors, including factors such as
 195 C-reactive protein and lysozyme, represent significant
 196 part of mucosal immunity, particularly in immunodeficient
 197 patients (30) and children prone to respiratory infections (31).
 198 In areas of heavy environmental pollution, the situation
 199 remains serious despite several compensatory actions
 200 including short-time moving to rural areas (32). Stimulation
 201 of immune system by well-established immunomodulator
 202 remains one of possible remedies. Our findings showed
 203 that short term oral administration of glucan significantly
 204 increased the salivary levels of CRP and lysozyme in

children with chronic respiratory problems suggesting that
 this treatment stimulated mucosal immunity. From our
 results we can conclude that glucan administration might
 be considered as an inexpensive method in the treatment of
 chronic respiratory problems in children.

Acknowledgements

This work was supported by Technology Agency of the
 Czech Republic TACR TA 0202094.

Disclosure: The authors declare no conflict of interest.

References

1. Novak M, Vetvicka V. Glucans as biological response modifiers. *Endocr Metab Immune Disord Drug Targets* 2009;9:67-75.
2. Hamano K, Gohra H, Katoh T, et al. The preoperative administration of lentinan ameliorated the impairment of natural killer activity after cardiopulmonary bypass. *Int J Immunopharmacol* 1999;21:531-40.
3. Ross GD, Baran JT, Allendorf DJ, et al. Newly identified function for the complement (C) system in regulating hematopoiesis and bone marrow reconstitution after radiation injury. *Mol Immunol* 2003;40:196-7.
4. Ross GD, Vetvicka V, Yan J, et al. Therapeutic intervention with complement and beta-glucan in cancer. *Immunopharmacology* 1999;42:61-74.
5. Thornton BP, Větvicka V, Pitman M, et al. Analysis of the sugar specificity and molecular location of the beta-glucan-binding lectin site of complement receptor type 3 (CD11b/CD18). *J Immunol* 1996;156:1235-46.
6. Xia Y, Vetvicka V, Yan J, et al. The beta-glucan-binding lectin site of mouse CR3 (CD11b/CD18) and its function in generating a primed state of the receptor that mediates cytotoxic activation in response to iC3b-opsonized target cells. *J Immunol* 1999;162:2281-90.
7. Davis JM, Murphy EA, Brown AS, et al. Effects of moderate exercise and oat beta-glucan on innate immune function and susceptibility to respiratory infection. *Am J Physiol Regul Integr Comp Physiol* 2004;286:R366-72.
8. Novak M, Vetvicka V. Beta-glucans, history, and the present: immunomodulatory aspects and mechanisms of action. *J Immunotoxicol* 2008;5:47-57.
9. Vetvicka V, Novak M. Biological action of β -glucan. In: Vetvicka V, Novak M, eds. *Biology and Chemistry of Beta Glucan*. Beersteinerhof, Bussum: Bentham Science Publishers, 2011:10-8.

- 253 10. Spector SL. The common cold: current therapy and
254 natural history. *J Allergy Clin Immunol* 1995;95:1133-8.
- 255 11. Vetricka V, Vetrickova J. β -1,3-Glucan: Silver bullet or hot
256 air? *Open Glycoscience* 2010;3:1-6.
- 257 12. Vetricka V, Vetrickova J. Effects of glucan on
258 immunosuppressive actions of mercury. *J Med Food*
259 2009;12:1098-104.
- 260 13. Vetricka V, Vetrickova J. Effects of yeast-derived beta-
261 glucans on blood cholesterol and macrophage functionality.
262 *J Immunotoxicol* 2009;6:30-5.
- 263 14. Yan J, Allendorf DJ, Brandley B. Yeast whole glucan
264 particle (WGP) beta-glucan in conjunction with
265 antitumour monoclonal antibodies to treat cancer. *Expert*
266 *Opin Biol Ther* 2005;5:691-702.
- 267 15. Vetricka V, Vetrickova J. Physiological effects of different
268 types of beta-glucan. *Biomed Pap Med Fac Univ Palacky*
269 *Olomouc Czech Repub* 2007;151:225-31.
- 270 16. Vetricka V, Vetrickova J. β (1-3)-D-glucan affects
271 adipogenesis, wound healing and inflammation. *Orient*
272 *Pharm Exp Med* 2011;11:169-75.
- 273 17. Vetricka V, Vetrickova J. A comparison of injected and
274 orally administered β -glucans. *JANA* 2008;11:42-8.
- 275 18. Ramberg JE, Nelson ED, Sinnott RA. Immunomodulatory
276 dietary polysaccharides: a systematic review of the
277 literature. *Nutr J* 2010;9:54.
- 278 19. Don BR, Kaysen G. Serum albumin: relationship to
279 inflammation and nutrition. *Semin Dial* 2004;17:432-7.
- 280 20. Schenkels LC, Veerman EC, Nieuw Amerongen AV.
281 Biochemical composition of human saliva in relation
282 to other mucosal fluids. *Crit Rev Oral Biol Med*
283 1995;6:161-75.
- 284 21. Azar R, Richard A. Elevated salivary C-reactive protein
285 levels are associated with active and passive smoking in
286 healthy youth: A pilot study. *J Inflamm (Lond)* 2011;8:37.
- 287 22. Sköld CM, Blaschke E, Eklund A. Transient increases
288 in albumin and hyaluronan in bronchoalveolar lavage
fluid after quitting smoking: possible signs of reparative
mechanisms. *Respir Med* 1996;90:523-9.
23. Black S, Kushner I, Samols D. C-reactive Protein. *J Biol*
Chem 2004;279:48487-90.
24. Pepys MB, Hirschfield GM. C-reactive protein: a critical
update. *J Clin Invest* 2003;111:1805-12.
25. Bard E, Laibe S, Bettinger D, et al. New sensitive method
for the measurement of lysozyme and lactoferrin for the
assessment of innate mucosal immunity. part I: time-
resolved immunofluorometric assay in serum and mucosal
secretions. *Clin Chem Lab Med* 2003;41:127-33.
26. Brown LR, Frome WJ, Wheatcroft MG, et al. The effect
of Skylab on the chemical composition of saliva. *J Dent*
Res 1977;56:1137-43.
27. Soo-Quee Koh D, Choon-Huat Koh G. The use of
salivary biomarkers in occupational and environmental
medicine. *Occup Environ Med* 2007;64:202-10.
28. Paulsen SM, Engstad RE, Robertsen B. Enhanced
lysozyme production in Atlantic salmon (*Salmo salar* L.)
macrophages treated with yeast beta-glucan and bacterial
lipopolysaccharide. *Fish Shellfish Immunol* 2001;11:23-37.
29. Wang YC, Chang PS, Chen HY. Differential time-series
expression of immune-related genes of Pacific white
shrimp *Litopenaeus vannamei* in response to dietary
inclusion of beta-1,3-glucan. *Fish Shellfish Immunol*
2008;24:113-21.
30. Kirstilä V, Tenovuori J, Ruuskanen O, et al. Salivary defense
factors and oral health in patients with common variable
immunodeficiency. *J Clin Immunol* 1994;14:229-36.
31. Lehtonen OP, Tenovuori J, Aaltonen AS, et al.
Immunoglobulins and innate factors of immunity in saliva
of children prone to respiratory infections. *Acta Pathol*
Microbiol Immunol Scand C 1987;95:35-40.
32. Richter J, Pelech L. Immunological findings in groups
of children after compensatory measures. *Toxicol Lett*
1996;88:165-8.

Cite this article as: Vetricka V, Richter J, Svozil V, Rajnohová Dobiášová L, Král V. Placebo-driven clinical trials of yeast-derived β -(1,3) glucan in children with chronic respiratory problems. *Ann Transl Med* 2013 Jul 01. doi: 10.3978/j.issn.2305-5839.2013.07.01